



TG/136/5

ORIGINAL: English

DATE: 2005-04-06

INTERNATIONAL UNION FOR THE PROTECTION OF NEW VARIETIES OF PLANTS
GENEVA

<p>PARSLEY</p> <p>UPOV code: PETRO_CRI</p> <p>(<i>Petroselinum crispum</i> (Mill.) Nyman ex A.W. Hill)</p>

*

GUIDELINES
FOR THE CONDUCT OF TESTS
FOR DISTINCTNESS, UNIFORMITY AND STABILITY

Alternative Names:*

<i>Botanical name</i>	<i>English</i>	<i>French</i>	<i>German</i>	<i>Spanish</i>
<i>Petroselinum crispum</i> (Mill.) Nyman ex A.W. Hill	Parsley	Persil	Petersilie	Perejil

The purpose of these guidelines (“Test Guidelines”) is to elaborate the principles contained in the General Introduction (document TG/1/3), and its associated TGP documents, into detailed practical guidance for the harmonized examination of distinctness, uniformity and stability (DUS) and, in particular, to identify appropriate characteristics for the examination of DUS and production of harmonized variety descriptions.

ASSOCIATED DOCUMENTS

These Test Guidelines should be read in conjunction with the General Introduction and its associated TGP documents.

* These names were correct at the time of the introduction of these Test Guidelines but may be revised or updated. [Readers are advised to consult the UPOV Code, which can be found on the UPOV Website (www.upov.int), for the latest information.]

<u>TABLE OF CONTENTS</u>	<u>PAGE</u>
1. SUBJECT OF THESE TEST GUIDELINES.....	3
2. MATERIAL REQUIRED	3
3. METHOD OF EXAMINATION.....	3
3.1 Number of Growing Cycles	3
3.2 Testing Place	3
3.3 Conditions for Conducting the Examination.....	3
3.4 Test Design	4
3.5 Number of Plants / Parts of Plants to be Examined.....	4
3.6 Additional Tests	4
4. ASSESSMENT OF DISTINCTNESS, UNIFORMITY AND STABILITY	4
4.1 Distinctness	4
4.2 Uniformity.....	5
4.3 Stability	5
5. GROUPING OF VARIETIES AND ORGANIZATION OF THE GROWING TRIAL.....	5
6. INTRODUCTION TO THE TABLE OF CHARACTERISTICS	6
6.1 Categories of Characteristics.....	6
6.2 States of Expression and Corresponding Notes.....	6
6.3 Types of Expression.....	6
6.4 Example Varieties	6
6.5 Legend.....	7
7. TABLE OF CHARACTERISTICS/TABLEAU DES CARACTÈRES/MERKMALSTABELLE/TABLA DE CARACTERES.....	8
8. EXPLANATIONS ON THE TABLE OF CHARACTERISTICS	8
8.1 Explanations covering several characteristics	14
8.2 Explanations for individual characteristics	14
9. LITERATURE.....	16
10. TECHNICAL QUESTIONNAIRE.....	17

1. Subject of these Test Guidelines

These Test Guidelines apply to all varieties of *Petroselinum crispum* (Mill.) Nyman ex A.W. Hill.

2. Material Required

2.1 The competent authorities decide on the quantity and quality of the plant material required for testing the variety and when and where it is to be delivered. Applicants submitting material from a State other than that in which the testing takes place must ensure that all customs formalities and phytosanitary requirements are complied with.

2.2 The material is to be supplied in the form of seed.

2.3 The minimum quantity of plant material, to be supplied by the applicant, should be:

Leaf parsley: 20 g or 12,000 seeds;
Root parsley: 50 g or 30,000 seeds.

2.4 The seed should meet the minimum requirements for germination, species and analytical purity, health and moisture content, specified by the competent authority.

2.5 The plant material supplied should be visibly healthy, not lacking in vigor, nor affected by any important pest or disease.

2.6 The plant material should not have undergone any treatment which would affect the expression of the characteristics of the variety, unless the competent authorities allow or request such treatment. If it has been treated, full details of the treatment must be given.

3. Method of Examination

3.1 *Number of Growing Cycles*

The minimum duration of tests should normally be two independent growing cycles

3.2 *Testing Place*

Tests are normally conducted at one place. In the case of tests conducted at more than one place, guidance is provided in TGP/9 "Examining Distinctness".

3.3 *Conditions for Conducting the Examination*

The tests should be carried out under conditions ensuring satisfactory growth for the expression of the relevant characteristics of the variety and for the conduct of the examination.

3.3.1 The optimum stage of development for the assessment of each characteristic is indicated by a number in the second column of the Table of Characteristics. The stages of development denoted by each number are described at the end of Chapter 8.

3.3.2 The recommended method of observing the characteristic is indicated by the following key in the second column of the Table of Characteristics:

MG: single measurement of a group of plants or parts of plants

MS: measurement of a number of individual plants or parts of plants

VG: visual assessment by a single observation of a group of plants or parts of plants

VS: visual assessment by observation of individual plants or parts of plants

3.4 *Test Design*

3.4.1 Each test should be designed to result in a total of at least 160 plants in the case of root parsley and at least 60 plants in the case of leaf parsley, which should be divided in two or more replicates.

3.4.2 The design of the tests should be such that plants or parts of plants may be removed for measurement or counting without prejudice to the observations which must be made up to the end of the growing cycle.

3.5 *Number of Plants / Parts of Plants to be Examined*

Unless otherwise indicated, all observations on single plants should be made on 40 plants or parts taken from each of 40 plants and any other observations made on all plants in the test.

3.6 *Additional Tests*

Additional tests, for examining relevant characteristics, may be established.

4. Assessment of Distinctness, Uniformity and Stability

4.1 *Distinctness*

4.1.1 General Recommendations

It is of particular importance for users of these Test Guidelines to consult the General Introduction prior to making decisions regarding distinctness. However, the following points are provided for elaboration or emphasis in these Test Guidelines.

4.1.2 Consistent Differences

The differences observed between varieties may be so clear that more than one growing cycle is not necessary. In addition, in some circumstances, the influence of the environment is not such that more than a single growing cycle is required to provide assurance that the differences observed between varieties are sufficiently consistent. One means of ensuring that a difference in a characteristic, observed in a growing trial, is

sufficiently consistent is to examine the characteristic in at least two independent growing cycles.

4.1.3 Clear Differences

Determining whether a difference between two varieties is clear depends on many factors, and should consider, in particular, the type of expression of the characteristic being examined, i.e. whether it is expressed in a qualitative, quantitative, or pseudo-qualitative manner. Therefore, it is important that users of these Test Guidelines are familiar with the recommendations contained in the General Introduction prior to making decisions regarding distinctness.

4.2 *Uniformity*

4.2.1 It is of particular importance for users of these Test Guidelines to consult the General Introduction prior to making decisions regarding uniformity. However, the following points are provided for elaboration or emphasis in these Test Guidelines:

4.2.2 The assessment of uniformity should be according to the recommendations for cross-pollinated varieties in the General Introduction.

4.3 *Stability*

4.3.1 In practice, it is not usual to perform tests of stability that produce results as certain as those of the testing of distinctness and uniformity. However, experience has demonstrated that, for many types of variety, when a variety has been shown to be uniform, it can also be considered to be stable.

4.3.2 Where appropriate, or in cases of doubt, stability may be tested, either by growing a further generation, or by testing a new seed stock to ensure that it exhibits the same characteristics as those shown by the previous material supplied.

5. Grouping of Varieties and Organization of the Growing Trial

5.1 The selection of varieties of common knowledge to be grown in the trial with the candidate varieties and the way in which these varieties are divided into groups to facilitate the assessment of distinctness are aided by the use of grouping characteristics.

5.2 Grouping characteristics are those in which the documented states of expression, even where produced at different locations, can be used, either individually or in combination with other such characteristics: (a) to select varieties of common knowledge that can be excluded from the growing trial used for examination of distinctness; and (b) to organize the growing trial so that similar varieties are grouped together.

5.3 The following have been agreed as useful grouping characteristics:

- (a) Leaf blade: curling (characteristic 6)
- (b) Root: thickening of main root (characteristic 20)

5.4 Guidance for the use of grouping characteristics, in the process of examining distinctness, is provided through the General Introduction.

6. Introduction to the Table of Characteristics

6.1 *Categories of Characteristics*

6.1.1 Standard Test Guidelines Characteristics

Standard Test Guidelines characteristics are those which are approved by UPOV for examination of DUS and from which members of the Union can select those suitable for their particular circumstances.

6.1.2 Asterisked Characteristics

Asterisked characteristics (denoted by *) are those included in the Test Guidelines which are important for the international harmonization of variety descriptions and should always be examined for DUS and included in the variety description by all members of the Union, except when the state of expression of a preceding characteristic or regional environmental conditions render this inappropriate.

6.2 *States of Expression and Corresponding Notes*

States of expression are given for each characteristic to define the characteristic and to harmonize descriptions. Each state of expression is allocated a corresponding numerical note for ease of recording of data and for the production and exchange of the description.

6.3 *Types of Expression*

An explanation of the types of expression of characteristics (qualitative, quantitative and pseudo-qualitative) is provided in the General Introduction.

6.4 *Example Varieties*

Where appropriate, example varieties are provided to clarify the states of expression of each characteristic.

6.5 *Legend*

(*) Asterisked characteristic – see Chapter 6.1.2

QL: Qualitative characteristic – see Chapter 6.3

QN: Quantitative characteristic – see Chapter 6.3

PQ: Pseudo-qualitative characteristic– see Chapter 6.3

MG: Single measurement of a group of plants or parts of plants – see Chapter 3.3.2

MS: Measurement of a number of individual plants or parts of plants – see Chapter 3.3.2

VG: Visual assessment by a single observation of a group of plants or parts of plants – see Chapter 3.3.2

VS: Visual assessment by observation of individual plants or parts of plants – see Chapter 3.3.2

(a)-(b) See Explanations on the Table of Characteristics in Chapter 8.1

(+) See Explanations on the Table of Characteristics in Chapter 8.2

7. Table of Characteristics/Tableau des caractères/Merkmalstabelle/Tabla de caracteres

	English	français	deutsch	español	Example Varieties/ Exemples/ Beispielssorten/ Variedades ejemplo	Note/ Nota
1. MS (*)	Plant: height	Plante: hauteur	Pflanze: Höhe	Planta: altura		
QN (a)	short	basse	niedrig	baja	Petruschka	3
	medium	moyenne	mittel	media	Darki	5
	tall	haute	hoch	alta	Laura	7
	very tall	très haute	sehr hoch	muy alta	Gigante d'Italia	9
2. MS	Plant: width	Plante: largeur	Pflanze: Breite	Planta: anchura		
QN (a)	narrow	étroite	schmal	estrecha	Petruschka	3
	medium	moyenne	mittel	media		5
	broad	large	breit	ancha	Laura	7
3. VG (*)	Plant: density of foliage	Plante: densité du feuillage	Pflanze: Dichte des Laubes	Planta: densidad del follaje		
QN (a)	loose	lâche	locker	laxa	Gigante d'Italia	3
	medium	moyenne	mittel	media	Vernusson	5
	dense	dense	dicht	densa		7
	very dense	très dense	sehr dicht	muy densa	Clivi	9
4. MS	Plant: number of leaves	Plante: nombre de feuilles	Pflanze: Anzahl Blätter	Planta: número de hojas		
QN (a)	few	petit	gering	bajo	Bravour, Grüne Perle	3
	medium	moyen	mittel	medio	Darki, Lisette	5
	many	grand	groß	alto	Paravert	7
	very many	très grand	sehr groß	muy alto	Gigante d'Italia	9

	English	français	deutsch	español	Example Varieties/ Exemples/ Beispielssorten/ Variedades ejemplo	Note/ Nota
5.	VG Leaf: attitude	Feuille: port	Blatt: Haltung	Hoja: porte		
QN (a)	erect	dressé	aufrecht	erecto	Thujade	1
	semi erect	demi-dressé	halbaufrecht	semierecto	Clivi	3
	prostrate	étalé	waagerecht	postrado		5
6. (*)	VG Leaf blade: curling	Limbe: frisure	Blattspreite: Kräuselung	Limbo: rizado		
QL (a)	absent	absente	fehlend	ausente	Einfache Schnitt 2	1
	present	présente	vorhanden	presente	Titan	9
7. (*) (+)	VG Leaf blade: intensity of curling	Limbe: degré de frisure	Blattspreite: Stärke der Kräuselung	Limbo: grado de rizado		
QN (a)	weak	faible	gering	débil	Paravert	3
	medium	moyenne	mittel	medio	Opal	5
	strong	forte	stark	fuerte	Mooskrause 2	7
	very strong	très forte	sehr stark	muy fuerte	Petruschka	9
8.	VG <u>Only varieties with leaf blade curling:</u> Plant: appearance of surface of canopy	<u>Seulement variétés avec frisure du limbe:</u> Plante: aspect du bouquet foliaire	<u>Nur Sorten mit Blattspreitenkräuselung:</u> Pflanze: Aussehen der Oberfläche des Laubes	<u>Sólo variedades con rizado del limbo:</u> Planta: aspecto de la cobertura foliar		
QN (a)	sparse	faible	locker	escaso	Frisé vert foncé	3
	medium	moyen	mittel	medio	Decora, Parus	5
	dense	fort	dicht	denso	Bravour	7

	English	français	deutsch	español	Example Varieties/ Exemples/ Beispielssorten/ Variedades ejemplo	Note/ Nota
9.	VG	<u>Only varieties with leaf blade curling</u> Leaf blade: upward reflexing of lobes	<u>Seulement variétés avec frisure du limbe:</u> Limbe: lobes réfléchis vers le haut	<u>Nur Sorten mit Blattspreitenkräuselung:</u> Blattspreite: nach oben gebogene Lappen	<u>Sólo variedades con rizado del limbo:</u> limbo: los lóbulos cóncavos hacia arriba	
QL	(a)	absent	absents	fehlend	ausente	Clivi 1
		present	présents	vorhanden	presente	Titan, Vernusson 9
10.	MS	Leaf blade: length	Limbe: longueur	Blattspreite: Länge	Limbo: longitud	
	(*) (+)					
QN	(a)	short	courte	kurz	corta	Grüne Perle 3
		medium	moyenne	mittel	media	Mooskrause 2 5
		long	longue	lang	larga	7
		very long	très longue	sehr lang	muy larga	Einfache Schnitt 2 9
11.	MS	Leaf blade: width	Limbe: largeur	Blattspreite: Breite	Limbo: anchura	
	(*) (+)					
QN	(a)	narrow	étroite	schmal	estrecha	3
		medium	moyenne	mittel	media	5
		broad	large	breit	ancha	Darki 7
12.	MS	Leaf blade: ratio length/width	Limbe: rapport longueur/largeur	Blattspreite: Verhältnis Länge/Breite	Limbo: relación longitud/anchura	
QN	(a)	small	petit	klein	pequeña	Clivi 3
		medium	moyen	mittel	media	Frisé vert foncé 5
		large	grand	groß	grande	Darki 7
13.	VG	Leaf blade: intensity of green color	Limbe: intensité de la couleur verte	Blattspreite: Intensität der Grünfärbung	Limbo: intensidad del color verde	
QN	(a)	light	claire	hell	clara	Consort 3
		medium	moyenne	mittel	media	Clivi 5
		dark	foncée	dunkel	oscura	Opal 7

	English	français	deutsch	español	Example Varieties/ Exemples/ Beispielssorten/ Variedades ejemplo	Note/ Nota	
14.	VG	Leaflet: shape	Foliole: forme	Blattfieder: Form	Folíolo: forma		
(+)							
QN	(a)	narrow triangular	triangulaire étroite	schmal dreieckig	triangular estrecha	Gigante d'Italia	3
		medium triangular	triangulaire moyen	mittel dreieckig	triangular media	Thujade	5
		broad triangular	triangulaire large	breit dreieckig	triangular ancha	Clivi	7
15.	VG	Leaf blade: distance between 1st and 2nd pair of leaflets	Limbe: distance entre la 1^{ère} et la 2^{ème} paire de folioles	Blattspreite: Abstand zwischen 1. und 2. Blattfiederpaar	Limbo: distancia entre el 1º y el 2º par de folíolos		
(+)							
QN	(a)	short	courte	kurz	corta	Clivi	3
		medium	moyenne	mittel	media	Grüne Perle	5
		long	longue	lang	larga	Thujade	7
		very long	très longue	sehr lang	muy larga	Festival	9
16.	VG	Leaflet: undulation of margin	Foliole: ondulation du bord	Blattfieder: Wellung des Randes	Folíolo: ondulación del borde		
QN	(a)	weak	faible	gering	débil		3
		medium	moyenne	mittel	media		5
		strong	forte	stark	fuerte		7
17.	MS	Petiole: length	Pétiole: longueur	Blattstiel: Länge	Peciolo: longitud		
(+)							
QN	(a)	short	court	kurz	corta	Grüne Perle	3
		medium	moyen	mittel	media	Bravour, Clivi	5
		long	long	lang	larga		7
18.	MS	Petiole: thickness	Pétiole: épaisseur	Blattstiel: Dicke	Peciolo: grosor		
(+)							
QN	(a)	thin	mince	dünn	fino	Laura	3
		medium	moyen	mittel	medio	Darki	5
		thick	épais	dick	grueso	Gigante d'Italia, Titan	7

	English	français	deutsch	español	Example Varieties/ Exemples/ Beispielssorten/ Variedades ejemplo	Note/ Nota
19. (*)	VG	Petiole: anthocyanin coloration	Pétiolle: pigmentation anthocyanique	Blattstiel: Anthocyanfärbung	Pecíolo: pigmentación antocianica	
QN (a)	absent or very weak	absente ou très faible	fehlend oder sehr gering	ausente o muy débil	Mooskrause 2	1
	weak	faible	gering	débil		3
	medium	moyenne	Mittel	media		5
	strong	forte	stark	fuerte		7
	very strong	très forte	sehr stark	muy fuerte	Aromatico a costa rossa	9
20. (*)	VG	Root: thickening of main root	Racine: épaississement de la racine principale	Wurzel: Verdickung der Hauptwurzel	Raíz: engrosamiento de la raíz principal	
QL (b)	absent (leaf parsley)	absent (persil à feuilles)	fehlend (Schnittpetersilie)	ausente (perejil de hoja)	Mooskrause 2	1
	present (root parsley)	présente (persil à grosse racine)	vorhanden (Wurzelpetersilie)	presente (perejil de raíz)	Halblange	9
21. (*)	MS	<u>Only root parsley varieties:</u> Root: length	<u>Seulement variétés de persil à grosse racine:</u> Racine: longueur	<u>Nur Sorten von Wurzelpetersilie:</u> Wurzel: Länge	<u>Sólo variedades de perejil de raíz:</u> raíz: longitud	
QN (b)	short	courte	kurz	corta	Korte	3
	medium	moyenne	mittel	media	Halblange	5
	long	longue	lang	larga	Lange	7
22. (*)	MS	<u>Only root parsley varieties:</u> Root: width	<u>Seulement variétés de persil à grosse racine:</u> Racine: largeur	<u>Nur Sorten von Wurzelpetersilie:</u> Wurzel: Breite	<u>Sólo variedades de perejil de raíz:</u> raíz: anchura	
QN (b)	narrow	étroite	schmal	estrecha	Lange	3
	medium	moyenne	mittel	media	Halblange	5
	broad	large	breit	ancha	Korte	7

	English	français	deutsch	español	Example Varieties/ Exemples/ Beispielssorten/ Variedades ejemplo	Note/ Nota
23. MS (*)	<u>Only root parsley varieties:</u> Root: ratio length/width	<u>Seulement variétés de persil à grosse racine:</u> Racine: rapport longueur/largeur	<u>Nur Sorten von Wurzelpetersilie:</u> Wurzel: Verhältnis Länge/Breite	<u>Sólo variedades de perejil de raíz:</u> raíz: relación longitud/anchura		
QN (b)	small	petit	klein	pequeña	Korte	3
	medium	moyen	mittel	media	Halblange	5
	large	grand	groß	grande	Lange	7
24. VG	<u>Only root parsley varieties:</u> Root: branching	<u>Seulement variétés de persil à grosse racine:</u> Racine: ramification	<u>Nur Sorten von Wurzelpetersilie:</u> Wurzel: Verzweigung	<u>Sólo variedades de perejil de raíz:</u> raíz: ramificación		
QN (b)	weak	faible	gering	débil		3
	medium	moyenne	mittel	media	Halblange	5
	strong	forte	stark	fuerte	Lange	7

8. Explanations on the Table of Characteristics

8.1 *Explanations covering several characteristics*

Characteristics containing the following key in the second column of the Table of Characteristics should be examined as indicated below:

- (a) Foliage and leaf: All observations on the foliage and the leaf should be made at the time of full development of the foliage. All observations should be made on the largest leaf.
- (b) Root: All observations on the root should be made at root maturity.

8.2 *Explanations for individual characteristics*

Ad. 7 : Leaf blade: intensity of curling



3
weak



5
medium



7
strong



9
very strong


Ad. 10: Leaf blade: length

Ad. 11: Leaf blade: width


Ad. 15: Leaf blade: distance
between 1st and 2nd pair of leaflets

Ad. 17: Petiole: length

Ad. 18: Petiole: thickness



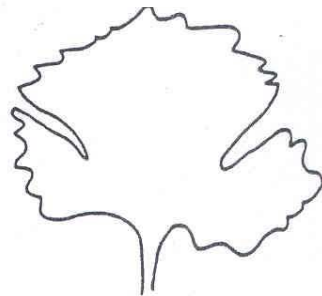
Ad. 14: Leaflet: shape



3
narrow triangular



5
medium triangular



7
broad triangular

9. Literature

Vogel, G., 1996: Handbuch des speziellen Gemüsebaues. Ulmer Verlag, Stuttgart,
pages 1009 - 1026

10. Technical Questionnaire

TECHNICAL QUESTIONNAIRE	Page {x} of {y}	Reference Number:
-------------------------	-----------------	-------------------

	Application date: (not to be filled in by the applicant)
--	-------------------------------------------------------------

TECHNICAL QUESTIONNAIRE
to be completed in connection with an application for plant breeders' rights

1. Subject of the Technical Questionnaire

1.1 Botanical name

1.2 Common Name

2. Applicant

Name

Address

Telephone No.

Fax No.

E-mail address

Breeder (if different from applicant)

3. Proposed denomination and breeder's reference

Proposed denomination
(if available)

Breeder's reference

TECHNICAL QUESTIONNAIRE	Page {x} of {y}	Reference Number:
-------------------------	-----------------	-------------------

#4. Information on the breeding scheme and propagation of the variety

4.1 Breeding scheme

Variety resulting from:

4.1.1 Crossing

(a) controlled cross []
(please state parent varieties)

(b) partially known cross []
(please state known parent variety(ies))

(c) unknown cross []

4.1.2 Mutation []
(please state parent variety)

4.1.3 Discovery and development []
(please state where and when discovered and
how developed)

4.1.4 Other []
(please provide details)

4.2 Method of propagating the variety

4.2.1 Seed-propagated varieties

(a) Cross-pollination []

(b) Other []
(please provide details)

4.2.2 Other []
(please provide details)

Authorities may allow certain of this information to be provided in a confidential section of the Technical Questionnaire.

TECHNICAL QUESTIONNAIRE	Page {x} of {y}	Reference Number:
-------------------------	-----------------	-------------------

5. Characteristics of the variety to be indicated (the number in brackets refers to the corresponding characteristic in Test Guidelines; please mark the note which best corresponds)

Characteristics	Example Varieties	Note
5.1 Plant: height (1)		
short	Petruschka	3[]
medium	Darki	5[]
tall	Laura	7[]
very tall	Gigante d'Italia	9[]
5.2 Leaf blade: curling (6)		
absent	Einfache Schnitt 2	1[]
present	Titan	9[]
5.3 Leaf blade: intensity of green color (13)		
light	Consort	3[]
medium	Clivi	5[]
dark	Opal	7[]
5.4 Root: thickening of main root (20)		
absent (leaf parsley)	Mooskrause 2	1[]
present (root parsley)	Halblange	9[]
5.5 <u>Only root parsley varieties:</u> (21) Root: length		
short	Korte	3[]
medium	Halblange	5[]
long	Lange	7[]

TECHNICAL QUESTIONNAIRE	Page {x} of {y}	Reference Number:
-------------------------	-----------------	-------------------

Characteristics	Example Varieties	Note
5.5 <u>Only root parsley varieties:</u>		
(23) Root: ratio length/width		
small	Korte	3[]
medium	Halblange	5[]
large	Lange	7[]

6. Similar varieties and differences from these varieties

Please use the following table and box for comments to provide information on how your candidate variety differs from the variety (or varieties) which, to the best of your knowledge, is (or are) most similar. This information may help the examination authority to conduct its examination of distinctness in a more efficient way.

Denomination(s) of variety(ies) similar to your candidate variety	Characteristic(s) in which your candidate variety differs from the similar variety(ies)	Describe the expression of the characteristic(s) for the similar variety(ies)	Describe the expression of the characteristic(s) for your candidate variety
<i>Example</i>	<i>Leaf blade: intensity of green color</i>	<i>light</i>	<i>medium</i>

Comments:

TECHNICAL QUESTIONNAIRE	Page {x} of {y}	Reference Number:
-------------------------	-----------------	-------------------

#7. Additional information which may help in the examination of the variety

7.1 In addition to the information provided in sections 5 and 6, are there any additional characteristics which may help to distinguish the variety?

Yes [] No []

(If yes, please provide details)

7.2 Are there any special conditions for growing the variety or conducting the examination?

Yes [] No []

(If yes, please provide details)

7.3 Other information

8. Authorization for release

(a) Does the variety require prior authorization for release under legislation concerning the protection of the environment, human and animal health?

Yes [] No []

(b) Has such authorization been obtained?

Yes [] No []

If the answer to (b) is yes, please attach a copy of the authorization.

Authorities may allow certain of this information to be provided in a confidential section of the Technical Questionnaire.

TECHNICAL QUESTIONNAIRE	Page {x} of {y}	Reference Number:
-------------------------	-----------------	-------------------

9. Information on plant material to be examined or submitted for examination.

9.1 The expression of a characteristic or several characteristics of a variety may be affected by factors, such as pests and disease, chemical treatment (e.g. growth retardants or pesticides), effects of tissue culture, different rootstocks, scions taken from different growth phases of a tree, etc.

9.2 The plant material should not have undergone any treatment which would affect the expression of the characteristics of the variety, unless the competent authorities allow or request such treatment. If the plant material has undergone such treatment, full details of the treatment must be given. In this respect, please indicate below, to the best of your knowledge, if the plant material to be examined has been subjected to:

- | | | |
|-----------------------------------------------------------|---------|--------|
| (a) Microorganisms (e.g. virus, bacteria, phytoplasma) | Yes [] | No [] |
| (b) Chemical treatment (e.g. growth retardant, pesticide) | Yes [] | No [] |
| (c) Tissue culture | Yes [] | No [] |
| (d) Other factors | Yes [] | No [] |

Please provide details of where you have indicated "yes".

.....

10. I hereby declare that, to the best of my knowledge, the information provided in this form is correct:

Applicant's name

Signature

Date

[End of document]